



Dickinson College Children's Center September 2025



From the Director's Desk...

Welcome all to the new school year here at DCCC! We have been loving the weather and getting outside daily!

Door Security note: When ringing the doorbell, please stand in front of the door so we can see you on the camera to allow remote entry

The **current enrollment** for the Children's Center is 106 children. Out of the total enrollments, 10 are part time and 96 are fulltime. This year our Kindergarten enrollment is 12 children. We hope to post our updated waiting list on our website within the next few weeks.

The center was closed on August 15th. The teachers spent their day cleaning and setting up their classrooms, participating in a staff meeting and attending a training on **AI**. All staff also enjoyed a fun donut breakfast and cold coffees provided by the DCCC families. At the end of the day everyone took part in an Open House for new and current families.

We have also welcomed **two new substitutes** Ms. Abby and Ms. Rachel to DCCC! Please check out their bios on our Substitute Bulletin Board in the main hallway.

During August we also held our first **Parent Meeting**. It was very successful with lots of parent input. Thank you to all that attended, we will be holding the meetings bi-monthly.

We will be sharing info about selecting **new advisory members** for our October Meeting. We will close out our current members in our September meeting and have a voting period for a few new members in the weeks to follow. Details will be coming soon in Lillio.

The **Outside classroom** is ready for activities. All classes are encouraged to use the space in addition to their outside times. We look forward to the cooler weather!

On September 17 we will be holding our Parent Café! We hope everyone can take some time to stop in and meet others here at DCCC!

Pick Up time Reminder: Please arrive prior to 5:30 PM in enough time to gather your child's belongings and speak briefly to the teacher at pick up time.

Dates to

Remember:

September 15—
Chicken BBQ
Ticket Requests &
payments due!

September 17—
Parent Café
7:15 –9:30 a.m.

October 1 & 2—
Fall Portraits

October 14—
Evening
Parent/Teacher
Conferences

October 20—
DCCC Closed
Staff Training
Day

October 23—
Class fall harvest
parties/parade &
Trick or treat at
DCCC!

~Gina VanKirk, Director DCCC



Fundraising

DCCC's fundraising goal is \$15,000 by June 30th, 2026

DCCC offers a variety of fundraisers for your family to choose an opportunity to get involved.

Coming UP:

**Li'l Angels Photography: Fall Photos are coming!
October 1st and 2nd!**

Chicken BBQ and Open House!

WHEN: Saturday October 4th, 2025, 10:30 am-2:30 p.m.

WHERE: DCCC Staff Parking Lot

WHAT: Meals will include chicken, macaroni salad, applesauce, a roll, and beverage.

TICKET REQUESTS DUE September 15!!

We are asking each family to help by selling 4 BBQ chicken meal tickets—once all requests are received and processed, we will assign pick-up times and distribute tickets in plenty of time for the BBQ!



Volunteer to bake for the bake sale! Find information to sign up in the hallway

Ticket Selling Contest!!!!

The classroom with the highest percentage in Chicken BBQ ticket sales gets a dance party in the education station with bubbles!



PBIS Corner

Welcome to the new school year, we hope everyone is settling into the new classrooms smoothly! However, we know that transitions are uncomfortable for some children, adults and families. Our goal at DCCC is to help make the uncomfortable feel more comfortable. When children feel uncomfortable about a situation, they may not always be able to express their discomfort in a way that adults understand, it may be expressed through challenging behaviors. All behavior has meaning, figuring out what the meaning is and helping the child replace the challenging behavior with appropriate behavior is the key to success.

Attached are links to two articles that discuss understanding the meaning of challenging behavior as well as addressing transitions, the articles can also be found on our DCCC PBIS Bulletin Board across from the office. We are looking forward to an exciting year at DCCCC!

<https://challengingbehavior.org/document/addressing-behavior-how-to-understand-the-meaning-of-your-childs-challenging-behavior/>

<https://challengingbehavior.org/document/routines-and-schedules-how-to-help-your-child-transition-smoothly-between-places-and-activities/>



Mandy Gutshall
Social Emotional Learning Coordinator
gutshalm@dickinson.edu



Duckling News

We are so pleased to report that our five new infants, ranging from 5 to 9 months, are experiencing a successful adjustment to their new daycare environment. We all have our own individual preferences and schedules for feedings, sleeping and playing, so we have a very flexible schedule in the infant room at this time. During the month of September, we will continue to work on getting to know each other gradually. It takes time and patience to begin to understand each other and to build those trusting relationships! We will listen to stories and songs; look at board book pictures; explore sensory books; listen to nursery songs and lullabies; manipulate keys, rattles & teething toys. Some of us will begin to experiment tasting foods, and there will be lots of floor play and exploration! You will receive a newsletter and lesson plan on Lillio each month during the course of this year. You will also find a hard paper copy of the lesson plan posted on the hallway bulletin board. Lesson plans are developmentally based and for infants, activities revolve largely around basic care activities. Because there is a wide developmental range in the infant room, you may see activities on the plan that are not necessarily appropriate for your child. The plan is designed to cover the individual needs and developmental goals of each child.

Please send in family photos of anyone and everyone important in your baby's life: parents, grandparents, siblings, cousins, aunts, uncles, pets, friends, etc. Babies love to look at photos of their families. These photos will be organized into family collages and will be hung in our classroom. As the babies get older, they begin to recognize and point to family members in photos. Such valuable images from home can help to ease the transition from home to daycare. If you have them saved in a digital format, email is the best way to get them to us! Send them to wimerl@dickinson.edu

~Laci & MaryGrace

Reminders

*Please label all bottles and containers.

*Mailboxes are at the end of the hallway by the cubbies. Please make sure to check them for important papers from the office.

Our Favorite Toys This Month:



Baby Signs

<https://babysignlanguage.com/dictionary/more>

We use this sign for lots of things! More milk, more food, more toys, and more bubbles to name a few!

YELLOW PUPS



Our Yellow Puppy class has adjusted very well to our routine. We are having a lot of fun exploring our new toys and our playground. A lot of the puppies have been using our sign language to communicate their needs- more, please, and all done.

Our Favorite things so far:

Song- Wheels on the Bus

Book – Never Touch a Porcupine

Toys- Cars & Play phones



During the month of September, we have many activities planned. We are going to try out some art projects: finger painting apples and using paintbrushes. We are starting to learn about our DCCC big 3 and bucket filling. Outside on the playground we have been teaching climbing up the stairs and down the slide to be safe.

Be Kind: Teachers say and show- Nice Hands/Gentle Touches

Be Safe: Feet on the Floor/Walking Feet

Be Responsible: Help Clean up Toys

Reminders:

*Please Cut Grapes, Hotdogs into quarters

*Check your Childs folder Daily for important papers, Message us through the Lillio app with any questions or concerns.

* Feel free to come in the classroom to get your child's belongings if we are **outside**. When we are inside just knock on the classroom door and we will bring your child to you.

Thank you



BLUE PUPPY HIGHLIGHTS!



August Highlights Getting to know each other and explore the new room! Most of us either came from the infant room or yellow puppy room but we have some new friends that we are getting to know better as well!

We love singing songs and dancing together. We have some pretty great dancers!

We love exploring our playground and finding new toys in the shed to bring out!

We also have loved reading new books, and reading about colors, shapes, and animals (and learning all the sounds animals make)!

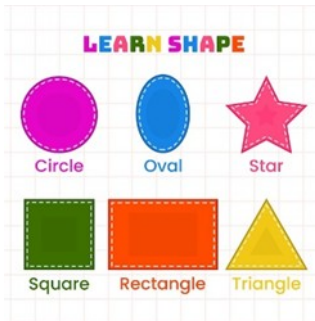
Coloring is a big hit in the blue puppy room; we have a lot of artists who absolutely love it!

The outdoor bikes and slides on our playground are a huge hit for our blue puppies so far this year!



Overall, We've had a great start to the year in the Blue Puppy room! Ms. Cathryn and Ms. Bree are getting to know each child to support their growth and success.

Lately, we've been focusing on using words to express needs, staying seated during meals, resting on cots at nap time, and cleaning up after play. We also do handwashing before and after meals and outdoor play. Many of our friends love water, so handwashing has been a fun learning moment! **We're working on lining up and listening during transitions, and parents can help by practicing these routines at home too.**



What is coming up in September:

Continuing to work on using our words to communicate and express wants and needs, and continue to learn more about colors, animals, and basic shapes through play and reading books.

Family Reminders:

Please be sure to wear close-toed shoes for outdoor play.

Please make sure when sending yogurt or fruit pouches with lunches you write your child's name on them.

Please no glass containers for lunch!

If your child has a heat-up, please place the heat up or the cold items in a different container to make it easier to warm up the food.

Please make sure to check food labels for traces of tree nuts or peanuts as we are completely nut free.



Cathryn &
Bree



YELLOW HONEY BEES

Greetings Families!

Our first two weeks together have gone really well, with everyone adjusting to the routine of class and each other.

I'm going to start doing a regular circle time each morning in September. We will talk about the DCCC big three; Be Kind, Be Safe and Be Responsible. We will also talk about our families and friends. It's always fun to have circle time and listen to what they have to say, which can be a totally different topic.

**safe, kind,
responsible**



Some of our art projects will include painting apples, coloring their names, making apple trees, and painting caterpillars. We will also work on fine motor skills with peeling stickers and placing them on paper, lacing large beads on string, and looping toy keys on rings. We will be using musical instruments and scarves in our music times; they really enjoy that. We will also be practicing counting using finger play songs. The children love reading books every day. If you have any special book you want to send in for the day, we can read it together too.



If you have any questions, suggestions, or concerns, please let me know.

~MIMI



BLUE BUSY BEES

August Highlights:

*Getting to know each other and exploring the room. Most of the Blue Bees moved up from the Blue Puppies but we do have some new friends also.

*Watching the train go by, Jupiter, Peaches and Pepper swim in their tank and the big kids on the big kid playground

*We are great dancers and love to listen to stories.

*Caterpillar to butterfly (learning about and watching Monarch and Swallowtail butterflies go from caterpillar, into chrysalis, emerging as butterflies and then releasing them on the playground)

*The blue bees have had a great start to the year. We have also been learning what the expectations are in the classroom, hallway, and the playground (which is a part of our SPEC Program). Ms. Ashley and Ms. Jody are learning about each child so we can help your child succeed and do their best in the blue bee room. **The Blue Bees love looking at each other's family pictures, so keep them coming if you have not had a chance to bring pictures in, please do.** We are working on learning to use our words to tell our teachers and peers what we want and need. Other areas that we are working on are using the potty, learning to clean up our toys when playtime is over and washing our hands (using soap, scrubbing, and then rinsing all the soap off before we dry with a paper towel.) As a parent, you can help with these skills by having your child work on them at home.

What is Coming Up in September:

*Colors, shapes, opposites, 123's and ABC's

Family Reminders:

*Please be sure to wear close-toed shoes for outside play

***All children must have a helmet to ride bikes, if your child does not have one, please bring one in**

*Please provide utensils in your child's lunch. We do have spoons but do not have forks if you forget to put utensils in your child's lunch

***Please make sure to check food labels for traces of peanuts and or tree nuts**

***Please no glass containers.** In the Blue Bee room, we encourage the children to open their own lunch boxes and take out their own containers and we do not want to take the chance of a glass container hitting the floor and breaking

*If your child has a heat-up please place it or the cold items in a different container to make it easier to warm up foods.

Thank you,

JODY & ALEX

Preschool Pages...

YELLOW BEAR CUBS

Welcome to the Yellow Bears Room! We are so excited you're here! We have been getting to know each other and have learned about the different centers and toys in our classroom. We love learning and singing about the calendar. Who knew the Days of the Week and Months of the Year could be so much fun! We got to explore the larger playground for the first time. Oh boy, was that exciting! We love the swings- especially when we can get a big push from our teachers and go so high!

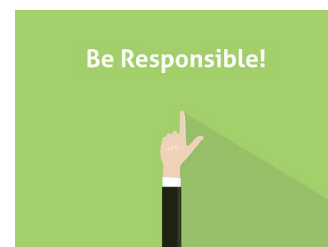
In September, we are looking forward to learning more about ourselves and our friends, by sorting out our similarities and differences, as well as seeing the similarities and differences in the world around us. We plan to practice more with how to share, use kind words with our friends, and play safe. Following these rules is known as DCCC's BIG 3: Be Safe, Be Kind, and Be Responsible.

The Yellow Bear Room will continue to practice using the potty often. Yellow Bears are encouraged every day that when their body gives them that special feeling, they must stop what they are doing and go to the potty to try to avoid having an accident. We understand that accidents will happen, but our goal is to have less of them.

Also, thank you for sending in some family photos. Our classroom family tree is filling up quickly and it is a beautiful sight to see so much love and smiling faces. I love spending time with my family as well. In fact, I recently had the opportunity to go with my family to visit Lake Tobias Zoo in Halifax. If you haven't had a chance to visit, I would highly recommend it. We really enjoyed the Reptile & Exotic Animals Show, along with feeding the giraffes, and going on their Safari Tour. It was a lot of fun to be up close and interact with all of these beautiful and amazing animals. It's such a great way to make family memories together.

Again, Welcome to the Yellow Bear Room! We look forward to having a great year of learning and growing together!

~ERICA



BLUE BEARS



Welcome to the Blue Bear Room! We have all officially gotten to know each other and have begun to build on old friendships and create new ones. We have all enjoyed our first few weeks talking about our new environment. We have learned about rules and how they keep us and the things around us safe.

We will start learning about our beginning tools for our Get Set for School curriculum as we meet Big Line, Little Line, Big Curve, and Little Curve with our wooden pieces. We will use and talk about these pieces throughout the year. We will meet another friend that we will see a lot, Mat Man. This new “friend” will be a great tool to make us aware when we are writing our letters.



In September we will talk about what makes each of us special and we will also talk about our families and our pets. During our pet study we will learn about how to care for pets, what they eat, and what makes a great pet. Pets are a big part of our families, so learning proper care is important. To wrap up the month of September we will learn about germs and ways to prevent them with proper

hygiene.

Starting this month we will begin to introduce a weekly letter of the alphabet. Throughout the week we will do different activities based on our letter of the week to become more familiar with it. We will do this until we

have learned all 26 letters of the alphabet! And new this year, we will also be introducing a number of the week! We will do 2-3 numbers each month until we reach the number 20.



DCCC Big 3

-Be Safe

-Be Kind

-Be Responsible

As always, please reach out with any questions or concerns. We are off to a great start and looking forward to a wonderful year in the Blue Bear Room!

~ASHLEY & KARI

BUNNIES



August came and went in the blink of an eye! We have been together as a bunny family for only a few weeks, but it feels like we all have been friends forever! When we started our time in the bunny room, we learned how to make new friends and keep the old. We discovered some new names and faces around our school and on campus. We wrapped up August by showing off our beautiful families! Everyone is transitioning so well into the Bunny room! We've had some new challenges to overcome but we are learning that for every problem there is a solution. We are already showing an understanding of these new routines and before we know it, it will all

become second nature to us!

We also introduced and implemented our classroom management strategy! It's titled "Bucket Filling!" This is also a center wide activity. The children were introduced to DCCC's Big 3 and to our classroom Big 3: (Be Kind, Be Safe, Be Responsible). When they display an understanding and actively show that they are completing any of the 3 B's they will get a sticker in their bucket. There are numerous opportunities to earn a sticker in their bucket throughout our day.



If a child is having a particularly difficult time recognizing their emotions or how to appropriately handle them, we walk them to an area of our room called the "Quiet Space". Here they have ample materials and visuals on how to help them calm their bodies so that they can return to the group in a manner that is acceptable and so that they can learn at their optimal ability. We are confident most of our days spent in the bunny room will be enjoyable and it will be a learning filled environment with this strategy in place. Any questions or concerns about anything taking place in our room, please feel free to contact Ms. Tessa or Ms. Sarah at any time!

September marks the start of our first preschool curriculum study, "Clothing"! As we enter the new month our hopes are that we'll be diving into some cooler weather and we'll discuss what changes we see, hear, and feel. We'll talk about clothing, its purpose, the similarities and differences in our clothing as compared to other cultures, and how we can use our clothing to express ourselves!



In the bunny room, we follow Creative Curriculum. Creative Curriculum uses a balance of both play directed and teacher directed activities. These activities have goals and objectives that are developmentally appropriate and fall into 4 main developmental categories: social/emotional, physical, cognitive, and language. If you have any questions about the curriculum, feel free to ask us! We will also dive feet first into our Handwriting Without Tears workbooks. We are eager to explore these new activities with your children! Before we get started with our first Creative Curriculum study, we'll spend an extra week building some necessary social/emotional groundwork with a furry classroom friend named "Pip". Pip is a stuffed animal dalmatian dog who will walk us through classroom rules and expectations before we dive into our kindergarten readiness learning. Pip will also teach us about BIG and small problems and help give us some tools to become problem solvers!

A few friendly reminders: Please continue to check your child's mailbox located to the left of our classroom door.

Talk to your child about their day! You'd be surprised at what they can recall! They all love to talk, we know!
Please bring in extra clothing for your child
If your child has a heat up, please label the container and put it in the heat up container in the fridge
Please check your child's creative bins for all their artwork they are on top of the cubbies labeled with their name

Child Interview Question: What Would You Do If Your Toys Come to Life at Night? We asked our yellow bunny group this month!

Hugo- "It would make me go to the bathroom in a trashcan"
Siggy- "I would run downstairs and tell my mom!"

Beckett- "I would fight them back!"
Micah- "I would sleep outside!"

Lena- "I would have my dad cover them up with a blanket and tell them to go to sleep!" **SARAH & TESSA**



KINDERGARTEN DOLPHINS



Kindergarten is off to a great start this year! During the first week we really focused on getting to know each other and classroom rules and routines. It can be a little scary to start in a new classroom and meet a new teacher and friends, so it was a great opportunity to really get to know each other.

We learned DCCC's big 3 plus our extra rule which is "We try our best!". Along with that, Ms. Mandy came and talked to us about Bucket Filling. We learned about our individual buckets, our classroom bucket and our school bucket. We have been working hard to earn our pom-poms by being safe, kind, responsible and trying our best.

The second week of school was kindergarten boot camp! Each day we talked about an important kindergarten tool; pencils, markers, crayons, scissors, and glue. We learned about how to use them and take care of them in the classroom. We also had our first visit from Zero the Hero. Zero the Hero helps us learn place value as we move through our kindergarten days. In September we will learn about Living and Non-Living things, Trees, and Apples.



Kindergarten Challenge:

Can you be a bucket filler at home? Make and decorate your own bucket at home and use pom-poms, cotton balls, stickers etc. to fill up the buckets by being safe, kind and responsible!



Ms. BRITTNEY & Ms. MANDY