



## Dickinson College Children's Center May 2025

### From the Director's Desk...

As we begin the month of May, we look forward to lots of outside time!

Class rosters for the fall have been shared with families during conferences. The center has decided to do a 3.5% increase in tuition to help cover the costs for the 2025-2026 budget year. Move up packets including new agreements will be coming home this month.

The Waiting List has been taken off the website as the center continues to offer spots for the fall. We forward to enrolling many new families. Applications are welcome and prospective families are encouraged to call the center for enrollment information. An Open House will be offered on August 16<sup>th</sup> from 3-4.

Teacher Appreciation was held last week. A special thank you to our DCCC families that contributed funds so that the teachers and the substitutes could be treated to a special lunch from Pizza Grille. As a center we held a Donut and Coffee day, a dip day and a fun surprise pack of teacher supplies & DCCC swag! Thank you to all those who help to care for the children at DCCC, we appreciate you!

Kindergarten Graduation will be held on May 28<sup>th</sup> on campus at the ATS building at 6:30 PM. Thank you to all the families and children for a fun and busy year!



### Dates to Remember:

**May 15**—Trike-a-thon for St. Jude's Children's Research Hospital

**May 26**—DCCC Closed for Memorial Day

**May 28**—Last day of Kindergarten!  
Kindergarten end of the year program 6:30—7:30

**June 2**—First day of Summer School-Age Program!

### Springtime Center Safety Reminders:

- **Shoe safety:** Please make sure children wear sneakers or sandals that protect their tiny toes and feet. Rubber clogs and some sandals can be fun and airy, but they may also be too flimsy or loose for running, climbing, or riding trikes and can lead to accidents and injuries.



- **Sunscreen:** Each child should have a bottle of sunscreen to be kept here at the Center. Spray sunscreen is **not** permitted. While convenient, spray sunscreen enters the air and children breathe it in to their bodies. We also apply sunscreen inside, and it creates quite a filmy build up on the floors at the Center. Please bring sunscreen for your child and remember to check expiration dates before sending them in to school.

- **Sun Hats:** In addition to sunscreen, another good way to protect your child's head and face from the sun is a sun hat.



- **Bike Helmets:** In order for the children to be permitted to ride bikes on the playground, they must wear a helmet (Bees and older). Properly fitting helmets are important for the safety of your child while riding. Please check your child's helmet!



# Fundraising

**Panera Night Out: \$243.98**

**Original Works Total: \$525**

**Box Tops still exists! Scan your receipts Total: \$13.80**

**Li'l Angels Spring Pictures Total: Coming Soon!**

**Fundraising will end in June for the 2024-2025 school year with a total of: \$11,737.85**

**Be sure to check out the fundraising board in the hallway for any updates.**

**2024-2025 Yearbooks will be available for purchase at the end of May!**

**As part of silent auction at the Pancake Breakfast two teachers were auctioning off a storytime. Miss Mandy went to a Kindergarten friend's house to fulfill the winning bid!**



You're never too old,  
too wacky, too wild,  
to pick up a book  
and read to a child.  
-Dr. Seuss



# PBIS CORNER



Running errands and travelling can be a challenge, but if you prepare and communicate the expectations with your child, the trip will be enjoyable for everyone. Here are a few tips to making errands or travel more enjoyable.

***\*\*The full article can be found on the PBIS Board across from the office***

## *Making Life Easier: Running Errands*

- ★ Use a **transition warning** (e.g., verbal, timer, count down, sing a song).
- ★ **Tell** your child where you will be going.
  - Use "First..., Then..." statements.
  - Use a Travel Book.
  - Include one of your child's favorite places.
  - Provide a transition object (toy, blankie, book, travel book, etc.).
  - Provide 2 or 3 choices for the transition object.
- ★ Prepare a **cooler**.
- ★ Prepare your **diaper bag** or a backpack (written list in bag).
- ★ Getting in the **Car Seat**:
  - Make getting to the car a game (sing, skip, hop, race, count to 10).
  - Make buckling up in his car a game (sing, encourage child's your child's help).
  - Show a picture of him safely buckled in his seat. Keep it in his travel book.
  - Insist that everybody has their seatbelts on before the car moves.
- ★ Provide your child **choices**.
  - Your child could choose music, toys, books, etc.
- ★ Make **your car** a "child friendly" place.
  - Keep an activity bin in the car. Rotate the contents every now and then. Allow your child to choose some of the contents.
  - Play children's music CDs. Provide 2 or 3 choices. Sing together.
  - Cool or heat car in advance. Provide a means for your child to communicate how he feels.





# Duckling News

## Next Month

Our “big idea” for May is “Things That GO!” We will celebrate things that go in play, in books, songs and in our observations around our neighborhood. We will explore the wheels on push toys and toys cars in our room, explore ramps and tunnels, and make some exciting art with things that go! This is the time of our year together when most of the infants typically have moved away from pureed baby foods and are able to enjoy the delights of table foods! Now that most of the infants are self-feeding, we are beginning to eat in small social groups of four, which is such fun and we learn so much at mealtimes together. We will begin to offer our one-year olds some simple art materials, such as finger paints and chunky crayons. These art activities can be fun and creative, while strengthening and training the little hand muscles. We look forward to sharing our early masterpieces with you!

## Helpful Feeding Information

This website has some ads on it, but it has a bunch of toddler friendly ideas and recipes that you may find to be helpful!

<https://www.yummytoddlerfood.com/recipe-in>

## Baby Signs

<https://babysignlanguage.com/dictionary/stop/>

We are using this sign a lot as we get older and work on social interactions.

## This Month

The “big idea” of our April lesson plan revolves around spring. We spent a little bit of time on the playground observing the seasonal changes around us. We can’t wait for it to get warmer so we can spend more time outside!

## Reminders


\*Please continue to label all bottles and containers.

\*Mango and Coconut are considered to be part of the tree nut family, and we can not serve them at DCCC

\*Please remember shoes for outside time!

\*If your baby has celebrated their first birthday this is a great time of year to begin transitioning to blankets for nap time. It may be helpful to send in both a sleep sack and blanket in the beginning of this process.


## Our Favorite Toys This Month





# **YELLOW PUPS**

April was a fast and fun month. Some of our favorite activities were painted egg craft, egg shell stacking, our Easter Egg Hunt. The week of the Young Child brought us a yummy rainbow lunch, parachute fun, and Singing with Miss MaryGrace.



## **Reminders**

Check your folder weekly for art projects and important papers.  
Drop forgotten items with office staff or in their bag in the hallway than send us a message using Lillio

Supplies Needed  
Lotion sunscreen only  
Water bottle  
Extra summer clothes

During the Month of May ...we are learning about Spring Animals. We have some fun new songs we are going to be singing. Most of our yellow pups friends love art time we will be painting and uses markers to create masterpieces.

May15th – Trike a thon – Please bring your child a riding toy they can ride themselves. If you don't have one, no worries they can use a school bike.



## **PBIS**

**Be Safe-** Up the Stairs and Down the Slide

**Be Kind-** Taking turns and Nice Hands

**Be Responsible-** Pushing our Chair, Cup in the Sink, Cleaning up Toys

**MISS BRI &  
MISS ALISHA**

## **BLUE PUPPY HIGHLIGHTS!**



### PBIS

We will review being RESPONSIBLE this month. We practice this by helping to clean up toys, bringing our cup to the sink after meals, keeping our art on our own paper and being gentle with friends.

Bring in a hat and/or sunglasses (if your child will wear them) for when we go outside.

The puppies are exploring animals this month! We started the month with farm and will continue to look at many other groups. We are also working on rote counting and shapes. Lots of language going on between peers!

Feel free to bring in a water bottle for your child to use when we go outside and throughout the day



The puppies are now using the older toddler playground in the morning! Please make sure your child wears sneakers or a sturdy closed toe sport sandal, refrain from wearing "croc" as they tend to slip off easily

### REMINDERS

~Bring in sunscreen since the sun is starting to come out and the weather is becoming warmer. Please check expiration date and no aerosol cans, rub on sunscreen or stick sunscreen is acceptable

*Cathryn  
& Tessa*

## **YELLOW HONEY BEES**



Greetings Families!  
The children have been enjoying riding the trikes around the playground. They are work-



ing really hard on learning how to pedal the bikes and they can still move them with their feet! They are figuring it out and are so proud of themselves. For the Trike-A-Thon on May 15, they will need a riding toy or little trike from home, whatever they are comfortable riding. You can bring it in that day and put it in the Big Room. We have their helmets here they can use. Our riding time is scheduled for 9:30-9:55. If that changes, we will be sure to let you know!

May brings such sunny days, please feel free to send in a hat for your child. Also, please apply sunscreen before bringing your child to school. We will then apply it for the afternoon. We also need season appropriate extra clothes for the children.

We are planning on taking walks with the children starting next week. Make sure they are wearing good, sturdy walking or play shoes. We also will use the Education Station outside to play games, read stories, or do art projects. We will practice more with scissors, recognizing numbers, and letters in their names. The children have been doing so much better with sharing and taking turns outside with all the riding toys, the sandbox toys, as well as inside toys. They really are growing up. One thing we are working on are manners at the table—saying please and thank you, using utensils when appropriate and having nice conversations. We'd love your support on this by practicing at home as well. Please let us know if you have any questions!

~ **MIMI & SONDRA**

# **BLUE BUSY BEES**

## BLUE BEES

MS JODY  
MS ASHLEY

May 2025

### What have we been up to?

This past month has been lots of fun for us bees! We have been enjoying our surprise visits from Ms. Jody! In April; we have learned about plants, celebrating WOYC, eggs, and farms! Something new that I have started this month is music when we go outside in the morning. The bees love listening to their favorite Disney songs and dancing! Our favorite toys have been babies, and cars!

### Reminders

- Please remember to check your child's mailbox weekly!
- Bring lotion like sunscreen if you have not already done so!

### Upcoming Events

- 5/15/25: Trike a Thon
- 5/26/25: DCCC Closed

### Blue Bees In Action







## **YELLOW BEARS**



Here Comes the Sun!!! Time to change up our wardrobes from winter jackets, sweaters, and sweatpants to t-shirts and shorts. Please take a moment to check your child's extra clothing bin in our bathroom area to update their clothes as well. You may also take-



home snowsuits, mittens, gloves, winter hats, and boots.

As we spend more time in the sun, please be sure to apply sunscreen to your child before coming to the Center, and I will be happy to reapply it later in the day.

The first theme of May, we will be learning about the differences and similarities between frogs and toads, as well as their life cycles. We will also be taking care of tadpoles as our class pets. It will be very exciting to watch them change before our eyes through the process of metamorphosis!

The second theme of May will be focusing on bugs, insects, and gardening. Which types of bugs/ insects are good for our environment and which ones could be harmful? What do bugs and insects do for our gardens?

The final themes of May we will be learning about how to have fun in the sun safely at home and at the beach.

As we continue learning to identify and write letters of the alphabet, we will continue with letters that have curved features such as "U, J, P, R, B and S."

A lot of wonderful and exciting things to learn about and experience in the month of May! Hip Hip Hooray for the month of May!!!

### **REMINDERS:**



Thursday, May 15th: **Trike-A-Thon** (Rain Date: Friday, May 16<sup>th</sup>)




Monday, May 26<sup>th</sup>: DCCC **CLOSED** for **Memorial Day**



~ **ERICA**

## **BLUE BEARS**



Yay it's May and the weather is finally getting warmer! The Blue Bears have enjoyed some extra time outside in the sunshine! Please take a minute to check your child's extra clothes bin by the bathroom to ensure they have seasonally appropriate clothing.

Thank you for meeting with Ms. Ashley for conferences. It is always nice to talk to families about their children and show them all the growth they have had in Blue Bears!



As we head into May, we will spend a week talking about plants and flowers. We will learn about the different parts of plants and what they need to grow. If you have a garden at home take some time this month to have your child help you plant various flowers or plants!



During the remainder of the month, we will focus on creepy crawlies (insects)! We will learn that certain types of insects help the environment. We will also discuss the life cycles of lady bugs, butterflies, frogs, and birds.

The last week of May we will spend some time learning about sun safety to prepare us for the summer months ahead.

During the month of May, we will finish up our letters of week with X, Y, and Z! Which means we will have learned all 26 letters of the alphabet! We will continue with our monthly name writing and self-portraits to help prepare us for Bunnies/Kindergarten in the Fall.

\*If you would like your child to wear sunscreen, please bring a bottle (if they do not already have). **PLEASE NO AEROSOL.** We ask that you please try to apply sunscreen in the morning and we will reapply before our afternoon outside time. \*



### **IMPORTANT DATES:**

**Thursday, May 15<sup>th</sup> Trike-A-Thon (Rain Date: Friday, May 16<sup>th</sup>)**  
**DCCC is closed Monday, May 26<sup>th</sup> for Memorial Day**

**ASHLEY AND ALEX**

## **BUNNIES**



April was full of adventure for the bunnies! We took a ride back in time to the beginning of the year to revisit our Big 3 Rules: Be safe, be kind, be responsible. With April fools falling around that time we took the opportunity to talk about how to have fun and be funny without being hurtful. We talked a lot about how to be kind and safe with our words and our actions. We also discussed the differences between what's true and what's false. We also celebrated with all our classmates during the Week of the Young Child. Lastly, we began to talk about life on the farm. We spent a few weeks investigating farms. Farms give us a lot of things! On a farm there are a lot of jobs to be done, a lot of responsibility to be had! We learned about this through our book study of *The Little Red Hen* and enjoyed helping make our own delicious homemade bread. We wrapped up our farm unit while thinking about all the different foods we would plant if we had our own farm or garden here at the center. Here is what some of the children said:



Jayce- Carrots

Jude- Strawberries

Juliette- Lettuce

Sophia- Flowers

Colin- Spinach

Avianna- Berries



May marks the beginning of the end for some of our bunny friends. The official pre-k academic year will be over and some of our friends will be taking the summer off before the start of kindergarten. It's a bittersweet month as we bid farewell to long time friendships but are excited for the next chapter to begin!



During the month of May, we will discuss buildings, bugs, and being safe in the sun!

Thank you to the families who were able to make time to meet for parent teacher conferences! We are excited to see all your children shine brightly in kindergarten!

### **REMINDERS:**

The weather is getting warm again! Yay! We are excited to have warmer weather, but the mornings can be a bit crisp. We suggest keeping a zip up sweatshirt at school for your child, not just for outside, but also for when the AC gets cranking, it can get chilly in our classroom. In addition to weather changes, extra clothing needs to be replenished with weather appropriate clothing. We kindly ask you to come into the classroom to check your child's bin, please don't send the extra clothing in in their bedding bags because it easily gets lost in the shuffle. The bins are on a wall shelf to the right as you walk in the door. Their names are on their bin for easy identification.

~SARAH & SAM



# KINDERGARTEN DOLPHINS



Kindergarten is winding down! The class just finished their last big homework project which is a research project on endangered animals. They all shared the information they learned about the animal they chose in such creative ways!



May is all about end of the year and graduation preparation! We started our KINDERGARTEN COUNTDOWN on April 30<sup>th</sup> which means that we only have 11 more days of kindergarten.

Each day will have a special theme or activity that will make each day super special while we complete all our end of the year work. Kindergarten Graduation is May 28<sup>th</sup> from 6:30-7:30. If you see a kindergartener between now and then be sure to congratulate them on all that they have accomplished this year!



The first day of our countdown was Kindness Day and I want to share with you our kindness chart and encourage you to do it

with us. The world can always use more kindness!

If you do something from the kindness chart or think of

something else to do to show kindness, please let us know (you can also post it on our Facebook page).

**Ms. BRITTNEY**

