


Week of April 21-25 2024 Week 34 Reduce, Reuse, Recycle


7:15-8:15 Free play in Bunny room; 8:15-9:00 Free play in the Kindergarten Room

9:00-9:35 Morning Meeting – (Morning message, attendance, Calendar and weather, number of the day, Good Morning songs)

9:35-9:55 Morning Announcements Snack/D.E.A.R (Drop Everything and Read) Time 1.1K.A

<p><u>Monday</u> 9.1.M.K.E</p>	<p><u>Tuesday</u> 9.1.D.K.E</p> <p style="text-align: center;">CELEBRATING</p>  <p style="text-align: center;">EARTH DAY!</p>	<p><u>Wednesday</u> 10.1.K.D</p>	<p><u>Thursday</u> 10.3. KA</p> <p>Ms. Brittney Out</p>	<p><u>Friday</u> 16.1.KA</p> <p>Ms. Brittney Out</p> <p>Dylan's Birthday</p>
--------------------------------	--	----------------------------------	---	--

10:00-10:30 Writing (mini lesson, independent write, share)

<p>Monday AL.2.KA AL.2. KB</p>	<p>Tuesday 2.4K.A.4, 2.3K.A.1</p>	<p>Wednesday 2.2K.A.1</p>	<p>Thursday 2.1K.B.1, 2.1K.A.2</p>	<p>Friday 2.1K.A.1</p>
<p>What does it mean to Reduce, Reuse and Recycle? What do those words mean</p> <p>Reduce: Make smaller or use less</p> <p>Reuse: Use something more than once</p> <p>Recycle: change something already used into something new</p>	<p>What I am going to do to help the Earth Writing Activity</p> <p>Each child will draw a picture and write about something that they can do to help the Earth</p> <p>Class Book</p>	<p>Earth Day Headband</p> <p>Color the I Love the Earth part of the headband and then draw how you can reduce reuse and recycle in the appropriate boxes.</p> <p>Glue to a sentence strip and staple together.</p>	<p>Kidwriting in journals</p> <p>2 sentences Capital letter at the beginning of the sentence Period at the end Finger spaces</p>	<p>Dylan's Birthday Book</p> 

10:30-11:00 Free play in kindergarten classroom AL.1KA, AL.1KB

11:00-11:20 Science/Social Studies/TEAMology

<p>Monday 3.1K.A.1, 3.1K.A.3, 3.1K.A.9</p>	<p>Tuesday 3.1K.B.6, 5.2.K.B</p>	<p>Wednesday 3.3K.A.1, 5.2K.A</p>	<p>Thursday 15.4.K.A, 5.1.K.C</p>	<p>Friday 5.1.K.A, 5.1.KB</p>
<p>Read: Reuse It! Recycle It!</p>	<p>Read: Why Should I Save Water</p> <p>Discuss what it is important to save water?</p> <p>How can we save water?</p>	<p>We can Recycle anchor chart</p> <p>We will talk about the different categories of sorting things that get recycled. Glass, plastic, metal, paper, electronics, and composting.</p>	<p>Help the Environment Anchor chart.</p> <p>Come up with ideas of how to help the environment and write them (shared writing) on the chart</p>	<p>Make a list of how we can reduce, reuse, and recycle</p> <p>How Recycling Works Scishow Kids Youtube Video</p>


11:20-11:25 Music and Movement

11:25-12:00 Lunch/Bathroom 12:00-12:10 Cleanup/Bathroom

12:10-12:55 Recess (Water break)

1:00-2:30 LITERACY BLOCK AL.2.KA, AL.2. KB

1:00-1:45 Workstations (Guided Reading, Guided literacy, Handwriting, art etc.)

Monday 1.4K. A	Tuesday 1.1.K. D	Wednesday 16.1. KB	Thursday 16.1.K.D	Friday 10.3.KA
<p>1.Recycle vs Trash game (Teacher)</p> <p>2.Number dot marker mystery picture (use dot markers or crayons)</p> <p>3. Measuring (non-standard) recyclables</p> <p>4. Ten Frame Top-It</p>	<p>1. Earth directed drawing</p> <p>2. Earth Day Recycling Teen numbers match</p> <p>3.Earth Day write the room</p> <p>4.Design your own trash truck</p>	<p>1.Cut, Sort and Glue recyclables activity</p> <p>2.Earth Day write the room writing activity</p> <p>3.CVCE sound and cover</p> <p>4.Building with new blocks</p>	<p>1.Uno</p> <p>2. How can you save the earth writing activity</p> <p>3.April Self Portrait paper (write first and last name neatly, crayons)</p> <p>4. block center</p>	<p>Ketchup and Pickles Centers</p> 

1:45-2:15 Math/Math Centers (whole group/ math centers)

Monday 1.4K.A	Tuesday 1.4K.B	Wednesday 1.4 K.J	Thursday 1.4K.T	Friday 1.4K.D
<p>EM 7-13 Mystery Block pg484</p> <p>Review attribute blocks. Ask children to name different categories to sort them by (color, shape, size, thickness)</p> <p>Pick a block and have the children turn to a partner to describe.</p> <p>Next pick a block without showing the kids and have them ask yes or no questions to figure out what the shape is.</p>	<p>EM 8-5 Dice Subtraction pg514</p> <p>Ask the class to think of some of the times we have used subtraction (number stories, disappearing train etc.)</p> <p>Show the ten frame and the subtraction dice</p> <p>Then explain that both players will roll the dice and subtract the smaller number from the larger one. The child with the smallest difference makes a mark on their ten frame. First to fill the ten frame wins</p>	<p>EM 8-2 Marshmallow and Toothpick Shapes pg502</p> <p>Discuss how to make a 2D square with toothpicks and marshmallows. The toothpicks as the sides and the marshmallows as the corners.</p> <p>How could we make a cube? (3D not flat)</p> <p>Try other shapes</p> <p>Work on making different shapes, if time allows give the class time to create their own shape/ creation</p>	<p>Soccer Shots 2:15-2:45</p>	<p>EM 8-4 Interrupted Counting pg510</p> <p>We are going to practice counting on or the children count on from there.</p> <p>Point to a child and show the go sign.</p> <p>Have them count a few numbers, then hold the stop sign then point to another child with the go sign to pick up where they left off.</p> <p>Practice with new starting numbers counting up by 1s from different numbers.</p> <p>Choose a number and have</p>

2:15-2:30 Literacy (read aloud, mentor texts, shared reading)

Monday 1.1K.A, 1.1K. B	Tuesday 1.1 K.C	Wednesday 1.1.K. D	Thursday 1.2 K.H	Friday 1.2 K.J, 1.3 K.H
<p>Read: Miss Fox's Class Goes Green</p>	<p>SciShow Kids: Make the Most of Compost</p>	<p>Read: Earth Day Hooray!</p> <p>(YouTube read aloud)</p>	<p>Read: Earth Day Every Day</p>	<p>Read: Our planet, There is no place like Earth</p>

2:30-2:35 Pack UP

2:35-3:15 Free Play (Kindergarten day ends at 3:00) 10.1.KD, 16.1.KA, 9.1.MK.E

<p>Prep:</p>	<p>Notes:</p>
---------------------	----------------------