

Week of February 19-23 Week 26 Valentine's Make up and Dental Health


7:15-8:15 Free play in Bunny room; **8:15-9:00** Free play in the Kindergarten Room

9:00-9:30 Snack/D.E.A.R (Drop Everything and Read) Time 1.1K.A

9:30-9:55 Morning Meeting – (Morning message, attendance, Calendar and weather, number of the day, Good Morning songs)


<u>Monday</u> 9.1.M.K.E	<u>Tuesday</u> 9.1.D.K.E Assessments	<u>Wednesday</u> 10.1.K.D	<u>Thursday</u> 10.3. KA	<u>Friday</u> 16.1.KA
-------------------------	--	---------------------------	--------------------------	-----------------------

10:00-10:30 Writing (mini lesson, independent write, share)

Monday AL.2.KA AL.2. KB	Tuesday 2.4K.A.4, 2.3K.A.1	Wednesday 2.2K.A.1	Thursday 2.1K.B.1, 2.1K.A.2	Friday 2.1K.A.1
Language and Culture Lesson 10:00-10:30	Read: Love Monster Create Love Monster Craft and writing activity Write: I love _____ 	Language and Culture Lesson 10:00-10:30	Kinderwriting Set 2 Lesson 23 Authors give it their best. Practice drawing and coloring with 5 colors and details. Practice writing in our best handwriting, spaces between words, and stretching through words the best we can.	Kinderwriting Set 3 Lesson 1 Authors Build Words Continue to practice writing sentences and word strings to make our stories better. Practice stretching through words we hear and counting the words in a sentence.

10:30-11:00 Free play in kindergarten classroom AL.1KA, AL.1.KB

11:00-11:20 Science/Social Studies/TEAMology

Monday 3.1K.A.1, 3.1K.A.3, 3.1K.A.9	Tuesday 3.1K.B.6, 5.2.K.B	Wednesday 3.3K.A.1, 5.2K.A	Thursday 15.4.K.A, 5.1.K.C	Friday 5.1.K.A, 5.1.KB
Read: A Little Spot of Love What is something that makes you feel loved? Writing activity	Positive Self Talk Discuss what Positive Self talk again and what that means Writing Activity Draw a self-portrait, Draw and Label 3 things that you love about yourself.	The Best Day with My Friends Draw a day that you had a really fun time with one of your friends! Write about it. Label your picture	What do we know about teeth? Who takes care of our teeth? Read: All About Teeth 	Parts of a tooth Label the parts of a tooth How can we keep our teeth healthy?


11:20-11:25 Music and Movement

11:25-12:00 Lunch/Bathroom 12:00-12:10 Cleanup/Bathroom

12:10-12:55 Recess (Water break)

1:00-2:30 LITERACY BLOCK AL.2.KA, AL.2. KB

1:00-1:45 Workstations (Guided Reading, Guided literacy, Handwriting, art etc.)

Monday 1.4K. A	Tuesday 1.1.K. D	Wednesday 16.1. KB	Thursday 16.1.K.D	Friday 10.3.KA
<p>1.Small Group (Read: The Kit)</p> <p>2. Short O Worksheet</p> <p>3. Pieces of My Heart (Ms. Tessa)</p> <p>4. Valentine’s Day Patter Block Activities</p>	<p>1.Small Group (Read: The Kit)</p> <p>2. Short U Worksheet</p> <p>3. Roses for my Valentine!</p> <p>4. Dice heart game</p>	<p>1.Small Group (Read: The Kit)</p> <p>2. Dental Sort Craft</p> <p>3. Dental Sequencing Cutting and Pasting activity</p> <p>4. It’s a snap! Lakeshore Math Center</p>	<p>1.Small Group</p> <p>2. My Healthy Teeth book.</p> <p>3. Handwriting Without Tears</p> <p>4. Putting numbers 1-20 in order</p>	<p>Ketchup and Pickles</p> 

1:45-2:15 Math/Math Centers (whole group/ math centers)

Monday 1.4K.A	Tuesday 1.4K.B	Wednesday 1.4 K.J	Thursday 1.4K.T	Friday 1.4K.D
<p>EM 5-3 Ten Bears on a Bus pg308</p> <p>Do you remember when we practiced Ten bean spill during workstations? Today we are going to fill in a “bus” with 10 bears in 2 colors. Draw a number card and fill the bus with that many bears. Practice a few times together on the board</p>	<p>EM 5-4 Find and Draw shapes pg312</p> <p>Briefly review the shapes and their attributes. Review positional words</p> <p>Show the children the chosen picture and have them find the shape in it. Prompt them to name the same, describe it, where it is located, what it is representing etc. How would you describe it so you could draw it?</p>	<p>EM 5-6 Teen Partners Pg321</p> <p>Review how many days we have been in school and then how many sticks/how we show that number.</p> <p>Discuss how we would show teen numbers using our fingers. Work together with a partner.</p> <p>Practice some numbers together as a class.</p> <p>Have child work with a partner to complete individual activity</p>	<p>EM 5-8 Teens on Double Ten Frames pg332</p> <p>Review the double ten frame. Discuss what it is and why there are 2. What numbers can we make in a double ten frame? Give each child a spinner, a double ten frame paper and the spinner. Show the students how to use the spinner. Practice spinning the spinner, identifying the number and putting that many counters in the ten frames</p>	<p>EM 5-9 The Equal Symbol pg336</p> <p>Hold up 3 fingers and ask the children to hold up 3 fingers. Discuss that we are holding up the same number.</p> <p>Practice with a few different number identifying the same numbers</p> <p>Show the = symbol and explain it means the same</p> <p>Practice with number cards and building the number with other things to be equal</p>

2:15-2:30 Literacy (read aloud, mentor texts, shared reading)

Monday 1.1K.A, 1.1K. B	Tuesday 1.1 K.C	Wednesday 1.1.K. D	Thursday 1.2 K.H	Friday 1.2 K.J, 1.3 K.H
<p>Read: Olive My Love</p>	<p>Read: Healthy Habits</p> <p>Discuss healthy habits Make a list of things that we can do to keep our bodies healthy.</p>	<p>Watch: Why do we brush our teeth</p> <p>SciShow Kids on youtube.</p>	<p>Watch: Visiting the Dentist SciShow Kids on youtube</p>	<p>Watch: Your Super Skeleton SciShow Kids on youtube</p>

2:30-2:35 Pack UP

2:35-3:15 Free Play (Kindergarten day ends at 3:00) 10.1.KD, 16.1.KA, 9.1.MK.E

Prep:

Notes: