

# STUDY ABROAD AT THE UNIVERSITY OF OTAGO, NEW ZEALAND

Karuna Sah



# GETTING THERE

- Be careful of what you take !!  
Customs are very strict.
- Carry good rain gear
- Budget; it's expensive
- Make use of of on campus resources
- Join some clubs!
- Travel



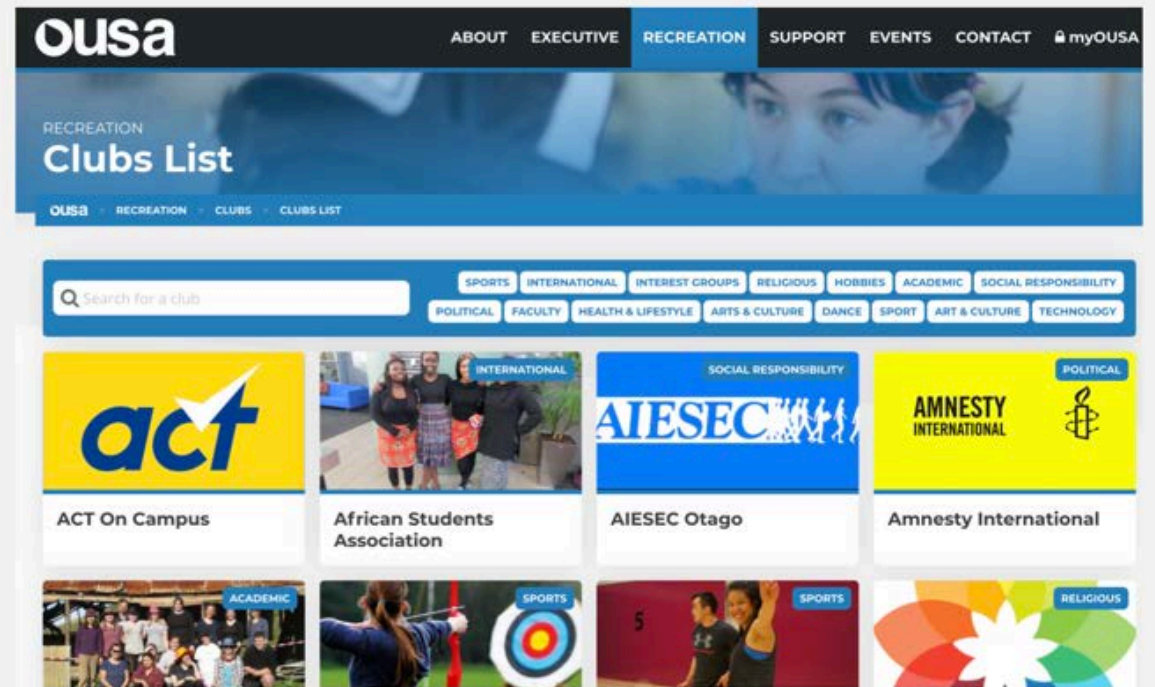

# MY CLASSES AND GEOLOGY DEPARTMENT

- Metamorphism and Metamorphic Mineralization
- Geospatial Science
- Single Variable Calculus and Vector Algebra
- Maori Society
- There is an equivalent at the University of Otago for all earth science core courses at Dickinson.
  
- Many earth science related courses not just in the geology department
- Department of Surveying, Marine Science, Physics, Chemistry, Math
- Difference between 300 and 200 level courses of the same description = amount of work – you attend the same class



# EXTRA CURRICULAR ACTIVITIES

- Tramping club (their Outing Club)
- OUSA (Otago University Student Association) trips
- Gear rentals for trips with friends from OUSA or Tramping Club
- Local classes
- Volunteer work



# TRAVEL



# INFORMATION FOR NEW ZEALAND

- **Get an 18+ identification card as soon as possible.** This will keep away the hassle of carrying a passport around.
- I recommend **Vodafone** for your phone carrier. You can mix and match on what you want and make it cheap.
- A **GOOD** rain jacket
- Pack liner because they have heavy rainfall
- Carry chacos or tevas - there are a lot of streams on a lot of hikes.

## Food

- Get a member card for **New World** or **Countdown** for good deals (since you cook your own food)
- There are **3 NZD lunches** available in the **OUSA building** (Otago university student association)
- There are restaurants within the main university building
- There is a veggie market outside the library too everyday.
- **5 NZD pizza** in Dominoes and Pizza hut.
- Community garden in the **Otago Polytechnic** where you can get fresh veggies and herbs :)
- Uni will also give you a card called RadioOne from which you can get good deals on food around Dunedin

# INFORMATION FOR NEW ZEALAND

## Things you may need for your room

- **The Warehouse** is a really good places to get cheap things – they have basically everything.
- **Kmart** (at the mall) has everything too.

## Transportation

- **Within Dunedin** (you will get a **Go Bus Card** from the uni which you top up with money) is mostly around 2.5 NZD or 3.5 if you go a little further.
- **Car rentals** from **JUCY** is probably the cheapest one
- If you decide to **buy a car**, try to go through one of the dealerships in the city because you can rely on the car more and the paperwork will be in order. It is just an initial investment and when you sell it back, you get most of the money back. You can get them for as cheap as 1500 NZD.
- There is a bus service called **InterCity** which goes to most places around NZ and you can get good deals on that too. Website: <https://www.intercity.co.nz/>
- There are trains too that you might want to explore both around Dunedin and other places they go to.
- There are people in the tramping club who send emails out (or you can too) that they need a ride or can give a ride and split the cost of gas etc.. lots of opportunity to meet people that way too...

# INFORMATION FOR NEW ZEALAND

## Places to stay

- DOC campsites are the best
- Freedom camping is not allowed so be careful and check rules before heading out
- AirB&B has good deals sometimes
- Backpackers hostels. Everyplace has it's own deal so figure it out as you go. Queenstown and Wanaka are very expensive when it comes to these things...
- DOC huts – they're amazing!

## Deals for Travel -

- You can get a lot of good deals. Keep an eye out on these websites:
- **For cheap flight deals (these change EVERYDAY):** <https://grabaseat.co.nz/>
- Touristy stuff and a LOT of good deals for travel: <https://www.bookme.co.nz/>
- Deals on activities/food etc: <https://www.grabone.co.nz/>

## TRAVEL !!!

- JOIN the Tramping Club or do OUSA trips – at very affordable prices
- The DOC website which is awesome for everything: <http://www.doc.govt.nz/parks-and-recreation/things-to-do/walking-and-tramping/> (Also, the easy, medium and advanced on the different hikes is not the actual difficulty of the trip, it's navigation based... so easy implies there is a set route and advanced means you have to have navigation skills)
- Fiji, Tonga, French Polynesia, Australia, Tasmania and Stewart Island are places you can try to go to if you are keen on....

## Around Dunedin

- Botanical Garden
- Long Beach
- Amaroana Beach
- Tunnel Beach
- St Clair Beach and St Kilda (a lot of surfing)
- Sandfly Bay (my favorite beach)
- Port Chalmers
- Royal Albatross Colony, penguins and sea lions
- Dunedin Street Art Trail (really cool graffiti and you get to see Dunedin)
- Pineapple Track Organ Pipes (columnar basalt!) and Mt Cargill
- Silver Peaks (over a weekend hike)
- Museum is free :)

## For hikes:

### Great Walks

<http://www.doc.govt.nz/parks-and-recreation/things-to-do/walking-and-tramping/great-walks/>

### All hikes

<http://www.doc.govt.nz/parks-and-recreation/things-to-do/walking-and-tramping/>



# INFORMATION FOR NEW ZEALAND

## Good food/drinks places around Dunedin

- MUST HAVE Ice Cream at Rob Roy's
- Farmer's market every Saturday from 7am
- Churros Olé - Food Truck on the lawn outside the library next to Cumberland Street
- Burger Blue - Food Truck
- Ombrellos for brunch
- Modaks - Cafe for good coffee but also good food
- Kiki Beware – Really good hot chocolate
- The Good Earth Cafe - next to the campus on Cumberland..
- The Baaa (Bar)
- The Bog (Bar)
- Nova Restaurant
- There are some breweries around ...
- There are a lot of places in the Octagon (city center)...

## Food you should try

- Food at the farmers market
- Kumara (Maori sweet potato)
- Feijoa fruit
- Kiwi fruit!
- Pic's peanut butter
- Hubbard's Muesli
- Manuka honey (it's expensive but you can try it in the farmers market for free)