

Food Allergy Action Plan

Place
Child's
Picture
Here

Student's Name: _____ D.O.B.: _____ Teacher: _____
 Allergy to: _____ Asthmatic: Yes* No *Higher risk for severe reaction

STEP 1: TREATMENT

Symptoms:	Give Checked Medication** <small>(To be determined by physician authorizing treatment)</small>
▪ If a food allergen has been ingested, but <i>no symptoms</i> :	<input type="checkbox"/> Epinephrine <input type="checkbox"/> Antihistamine
▪ Mouth Itching, tingling, or swelling of lips, tongue, mouth	<input type="checkbox"/> Epinephrine <input type="checkbox"/> Antihistamine
▪ Skin Hives, itchy rash, swelling of the face or extremities	<input type="checkbox"/> Epinephrine <input type="checkbox"/> Antihistamine
▪ Gut Nausea, abdominal cramps, vomiting, diarrhea	<input type="checkbox"/> Epinephrine <input type="checkbox"/> Antihistamine
▪ Throat Tightening of throat, hoarseness, hacking cough	<input type="checkbox"/> Epinephrine <input type="checkbox"/> Antihistamine
▪ Lung Shortness of breath, repetitive coughing, wheezing	<input type="checkbox"/> Epinephrine <input type="checkbox"/> Antihistamine
▪ Heart Weak or thready pulse, low blood pressure, fainting, pale, blueness	<input type="checkbox"/> Epinephrine <input type="checkbox"/> Antihistamine
▪ Other: _____	<input type="checkbox"/> Epinephrine <input type="checkbox"/> Antihistamine
▪ If reaction is progressing (several of the above areas affected), give:	<input type="checkbox"/> Epinephrine <input type="checkbox"/> Antihistamine

DO dosage

Epinephrine: inject intramuscularly (circle one, and see reverse side for instructions)

Epipen® Epipen® Jr. Twinject® 0.3 mg Adrenaclick™ 0.3 mg Adrenaclick™ 0.15 mg
 Antihistamine: give (medication/dose/route) _____ Twinject® 0.15 mg

Other: give (medication/dose/route) _____

IMPORTANT: Asthma inhalers and/or antihistamines cannot be depended on to replace epinephrine in anaphylaxis.

STEP 2: EMERGENCY CALLS

- Call 911 (or Rescue Squad: _____). State that an allergic reaction has been treated, and additional epinephrine may be needed.
- Dr. _____ Phone Number: _____
- Parent _____ Phone Number(s): _____
- Emergency contacts:
 - Name/Relationship _____ Phone Number: _____
 - Name/Relationship _____ Phone Number: _____

EVEN IF PARENT/GUARDIAN CANNOT BE REACHED, DO NOT HESITATE TO MEDICATE OR TAKE CHILD TO MEDICAL FACILITY!

Parent/Guardian's Signature _____ Date _____
 Doctor's Signature _____ Date _____
(Required)

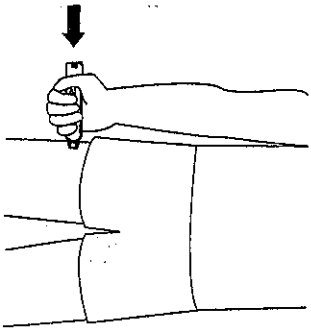
Staff Members Trained in Epinephrine Administration: _____

EPIPEN Auto-Injector and EPIPEN Jr Auto-Injector Directions

- First, remove the EPIPEN Auto-Injector from the plastic carrying case
- Pull off the blue safety release cap



- Hold orange tip near outer thigh (always apply to thigh)



- Swing and firmly push orange tip against outer thigh. Hold on thigh for approximately 10 seconds. Remove the EPIPEN Auto-Injector and massage the area for 10 more seconds



DEP® and the Dey logo, EpiPen®, EpiPen 2-Pak®, and EpiPen Jr 2-Pak® are registered trademarks of Dey Pharma, LP.

Twinject® 0.3 mg and Twinject® 0.15 mg Directions




- Remove caps labeled "1" and "2."
- Place rounded tip against outer thigh, press down hard until needle penetrates. Hold for 10 seconds, then remove.



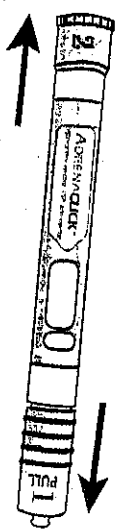
SECOND DOSE ADMINISTRATION:

If symptoms don't improve after 10 minutes, administer second dose:

- Unscrew rounded tip. Pull syringe from barrel by holding blue collar at needle base.
- Slide yellow collar off plunger.
- Put needle into thigh through skin, push plunger down all the way, and remove.



Adrenaclick™ 0.3 mg and Adrenaclick™ 0.15 mg Directions



- Remove GREY caps labeled "1" and "2."

- Place RED rounded tip against outer thigh, press down hard until needle penetrates. Hold for 10 seconds, then remove.



Once epinephrine is used, call the Rescue Squad and request an ambulance equipped with epinephrine and a responder trained to administer this medication. Take the used unit with you to the Emergency Room. Plan to stay for observation at the Emergency Room for at least 4 hours.

For children with multiple food allergies, consider providing separate Action Plans for different foods. ***Medication checklist adapted from the Authorization of Emergency Treatment form developed by the Mount Sinai School of Medicine. Used with permission.*

