



Dickinson College Children's Center February 2018



From the Director's Desk

Dear Families:

This time of year we all take a little breather from the busy holidays. A few weeks of snow and football was just what we all needed. I know some of you are extremely excited that your football team will be going to the super bowl. I loved seeing the jerseys on the kids!

Be sure to check out what is happening at the center...

Enrollment:

Currently the center has 114 children. We currently have one part time opening in the Blue Bee room.

Both Kindergarten 2018 - 2019 and Summer School Age Camp 2018 applications have been sent out. Kindergarten will consist of 15 children and the Summer Camp Program will enroll approximately thirty children a day at both Dragons I and Dragons II.

DHS inspection of the Dragons II location took place in January and we received a positive report. DCCC inspection will be during the month of February.

Summer Staffing is under way. Returning college students have been in touch and requesting to return for the summer. Substitutes have been asked to let us know what their plans for the summer will consist of as well.

Center Happenings:

The Pancake Breakfast will be held on February 10th from 8-11 a.m. at the HUB Social Hall here on campus. We will have a visit from CPYB, Transformation Martial Arts and United Concordia to promote Dental Awareness for the children. There will be a Scholastic Book Fair, Arts and Crafts, and Silent Auction. Tickets are available by calling the main office at the Children's Center.

A Family Survey and Staff Survey will go out during the month of February. This feedback is essential in helping the center to identify strengths and also to identify areas to improve.

Soccer Shots Winter session has begun and another session with CPYB will begin in February.

Staff News

Congratulations to the many teachers that were able to receive a grant from the state based on their education. This year the center teachers qualified for an Education Retention Award.

Staff reviews occurred during the month of January. Staff are renewing bloodborne pathogens training, and staying up to date with their required 24 hours of training.

During the February Staff Meeting, all staff and subs will be trained on Fire Safety and the Emergency Preparedness Plan for the center.

Upcoming Training Opportunities for staff: PA Kindergarten Conference in Hershey, Transitioning to Kindergarten training,, CAAEYC Early Childhood conference to be held at Messiah College in March. Staff Training Day will be held on March 16th. Half the staff will be participating in Pediatric First Aid and AED training. The other half of the staff will be participating in a STARS training.

Gina

Safety **Reminder:**

We want to remind all families that any visitor to the Center is required to ring the doorbell and wait for assistance from an office staff member or classroom teacher.

If you do notice a visitor waiting outside of the door please do not permit them to enter the building. They should wait to be identified and directed to a specific classroom.

We do understand that this could be an awkward conversation to have but a simple solution would be to ask them if they are a parent of a child in the Center or if they are visiting. If they are visiting and waiting, please let them know that you will inform a staff member of their presence and then we can follow the proper procedures.

The safety of the children in our care is of our utmost concern and when visitors are permitted to enter the building without following proper procedures it can cause confusion or unsafe conditions.



Dates to Remember:

February 5-8—
Scholastic Book
Fair at DCCC
3:00—5:00 p.m.

February 10—
DCCC Pancake
Breakfast
Fundraiser and
Scholastic Book
Fair
8-11 a.m.
Holland Union
Building Social Hall

February 21—
Parent Meeting at
DCCC
4:15 p.m.
Big Conference
Room

March 7 & 8—
Portrait Days

March 16—DCCC
Closed for Staff
Training

Fundraising Events!!!!

**At this point in Fundraising we
have a total of \$5,959.84.**

**Remember our goal is \$15,000
Pancake Breakfast is almost
here!!!**

In 2017, our Pancake Breakfast brought in 6,544.61.

Our goal is to do even better this year!

If our Pancake Breakfast does EVEN better this year, do you know what that means? NO MORE BIG fundraising for the year, we'll stick with our normally scheduled events!

If you haven't gotten your tickets to the breakfast, please do! We sure hope to see many families there! There will be so much fun to be had including:

- * Child ID and fingerprinting
- * Surprise Mascot visitor
- * Arts & Crafts
- * Face Painting
- * Scholastic Book Fair
- * Silent Auction with a variety of baskets and gift cards to local attractions and restaurants—look for a preview late next week!
- * Martial Arts/CPYB demonstration
- * Pancakes, sausage and more!

As a bonus: The Carlisle Ice Fest is going on as well, so plan for a fun-filled day!



Ducklings



January has been a month of transitions as we have all returned from a long winter break, become reacquainted, welcomed a new young friend into our classroom, and gradually resettled into our routines.

We are about half-way through our first winter together. Weather conditions so far have been fairly cold, so we have not been able to play outside on a number of days. We loved our first real snowfall! We have explored ideas associated with winter through the scenes that play out beyond our windows, during our outdoor excursions, and through pictures, books, stories and song.


In February, we will consider the concept of shadows as we observe Ground Hog Day. We will explore shades of the color red and heart shapes in our environment, as well as thoughts of love, nurturing and caring for each other, as we celebrate St. Valentine's Day with related board books and songs. For our older infants, we will introduce chunky puzzles, more dramatic play toys, and puppet play. The "Big Room" will give us lots of space to practice crawling, pushing toys, and standing, walking, climbing, dancing and rolling & tossing balls. We will take nature walks whenever the temperatures permit. We will also continue to incorporate gestures and baby signing: waving, clapping, pointing, and blowing kisses and others gestures that build on our communication skills.

In February, we have three babies marking that special first milestone birthday! If they have not already done so, we anticipate these young toddlers moving away from pureed baby foods and becoming more independent in self-feeding table foods. Please be sure all foods are sent in cut up into small pieces. For those young toddlers who are interested, simple art materials will be offered, chunky crayons or paper with small blobs of colorful finger paint, brush painting and sponge painting. This group of infants seems interested in music and dancing, so we will offer more opportunities for diverse music, dancing and musical instruments.

We look forward to the February 10 Pancake Breakfast and hope that you are all able to attend. The infants will participate in their small way toward the construction of a table center piece! The Duckling silent auction box is in the hallway by the front office if you wish to make a donation. The sign-up sheet with suggested item donations is posted on the infant room door. Our theme this year is Coffee and Chocolate. Also be sure to browse through the Scholastic book brochures that you find in your "go home" bins each month. It's a nice way to build on your baby's book library at home (they do feature board books). You may order online or submit your order to the office and with each book purchase you make, the Center gets points toward book purchases to enhance our own Duckling classroom library!

Now let's all hope the groundhog doesn't see his shadow!

~SANDY, LYNN, TORY & JODY



Yellow Puppies

January was so cold that we all got a little bit of cabin fever from being stuck inside for so many days! We took every opportunity that we could find to go out on the porch or the playground for some fresh air! The cold weather made it easy to talk about winter animals, snow, ice, and read some great winter books written by Jan Brett. Penguins, polar bears, walrus, and snowy owls make some fun noises that we heard and tried to replicate! We were lucky enough to have snow to play with, and we also explored ice. We watched what happens when ice gets warm, painted with ice cubes, and made some cute mitten handprints. We read The Mitten, The Hat, and Gingerbread Baby. We colored mittens, explored hats and gloves in our dress-up bin, and talked about the gingerbread that we had before break. We also looked for different animals in the books, and practiced the sounds they make. Our favorite animal noises belong to farm animals! "Moo" is a fun sound to make, and we think it's pretty funny when our teachers make goat sounds!

Reminders:
Please remember to that raw vegetables, such as carrots and broccoli, are a choking hazard. They need to be cooked for us to be able to offer them to children in their lunches. Also, grapes must be cut into quarters.



February is a fun month in our room! We will focus on love, but we will stay busy incorporating lots of subjects into the month! Because we love pointing to our eyes, ears, mouth, nose, elbows, knees, and toes, we will be talking about our body parts this month. We will also talk about our teeth this month and will incorporate painting with tooth brushes, looking at our teeth, examining the big teeth and practicing brushing. We will spend time making pretty hearts, painting with the color red, and creating some fun individualized Valentine's day art.



Blue Puppies

Is an early spring in sight, or is this cold winter going to keep us bundled? The beginning of February will find us looking for a groundhog and our shadows, please bring in a flashlight on Friday February 2nd.



The puppies will also be exploring our feelings and being nice with our friends. We will be talking about gentle hands, hugs, and sharing. Pointing out when we are happy, sad, angry, excited, etc.

We will be identifying the color red and using it in many of our art projects with paint, crayons, and paper. The puppies will be coloring hearts, painting handprint hearts, coloring a friendship collage and making a paper chain.

The puppies will be decorating a paper bag with crayons and stickers to put our Valentines in and make a love bug. I will be sending home a list of the kids names, please keep Valentines to just a card, either bought or handmade.

Cars have our interest lately. We like to drive them around every where, on the floor, shelves, down ramps and on the wall. Blocks are fun too, making towers then knocking them down! The puppies are honing in on fine motor skills with bead lacing, puzzles, stacking, and self feeding. Gross motor skills are growing, some of us are jumping with both feet or just about there!

Please make sure you are washing your child's hands when they arrive in the mornings. This procedure falls in line with our ITERS guidelines, we as staff wash the children's hands upon arriving back in the room from outside/big room play, diapering, and before/after meals. It is also important with cold and flu season to help cut down on the spread of germs. With that said please feel free to send in a lotion that we can apply to your child's hands if they become dry.



REMINDERS:

- ~snow boots and snow pants for play (when it snows)
- ~hats and gloves/mittens for outside
- ~please put hats and gloves in your child's cubby

~**CATHRYN & DONNA**

Yellow Honey Bees

January was a month of change. The children, developmentally, are maturing. We have noticed increased verbal interactions, higher-level play, and an eagerness to learn new concepts. They love listening to stories, learning the months, days of the week, and the weather. Potty training is going well; as the majority of the children sit on the potty and are praised for their successes.

Our theme for February will be "Feelings". The children will learn what it means to be happy, sad, angry, and scared. We will identify what triggers us when we are having difficulty. We will make emotion masks, monster mash, feeling faces, and a feelings book.

Just a few reminders:

Please make sure your child has a warm change of clothes.

We go outside if the "feels like" temp is 26 degrees, or higher, so please make sure they have hats and mittens.

Please send in snow boots and snow pants on snowy days. The children love to play in the snow.

Thanks for your support!


~ **MS. BARB & MS. MICHELE**



Blue Busy Bees



The Blue Bees had a great start to the New Year. We talked about the wonders of winter and we even had a couple chances to go out and play in the snow that fell. You should be very proud of your blue bee and how they all worked hard and did a great job putting on their snow gear and taking it off as well. Some of the fun projects that we did in January were painting ice cubes and then watching to see how long it would take the cubes to melt. We made snowmen from paper and real snow, we worked together to make a beautiful snowflake that is hanging in our room and we also had fun making snow covered pine trees and painting with real pine branches. The Blue Bee are all three now and we are having fun working our fine motor skills with beads and pipe cleaners, small counting bears, using our fingers to place the correct color of hair tie onto each finger to match the paper hand in front of us. You will also notice that we have many more opportunities for the children to work on their creativity with art. We now have scissors, water color paints, regular and dry erase markers available for the children to use at their leisure. We also enjoyed reading many books about winter and all the fun that can be had in the winter by children and animals alike.



In the month of February, the blue bees will talk about valentines, feelings and community helpers. We will have a valentine exchange on February 14. We will talk about how our feelings make us feel on the inside and how they make us look on the outside. When we talk about community helpers, we will talk about the importance of each of them in our world.



~JODY & CASSIE

Yellow Bear Cubs




We had a great time starting the New Year by playing games with our friends! We experienced

some very fun games that our friends all shared nicely! We then learned about clothes that we wear in different seasons and different types of weather! We did



some comparing of characteristics on our clothes. We enjoyed some great winter clothes stories by Jan Brett that also introduced us to some special animals!



In February, we will be wrapping up our clothing talks and winter weather conversations. We will talk about our feelings and continue to implement the use of “Doing Turtle” throughout our feelings weeks. We will be having some rhyming fun with some Dr. Seuss weeks at the end of the month!



MANDY AND SARAH

Blue Bears



The Teddy Bears sure did enjoy their unit on clothes! Who knew talking about clothes for a few weeks could be so entertaining! We learned all about different clothes for weather, clothes for different jobs and sports. We most enjoyed the box washer and dryer and became pros at hanging clothes on the clothesline!

In February, we will change gears and talk about friends and what it means to be a friend. We will do special activities working with a friend and others as a group focusing on how we can have many friends. We will explore different ways our friends can make us feel.

We will finish our month out with Ms. Ange's all-time favorite's Dr. Seuss. We will have many silly stories and of course, MANY silly things will be worn made and eaten these few weeks. Please keep your eyes on the lesson plan these weeks so not to miss anything exciting.



Don't forget to keep the date open for the Pancake Breakfast Saturday February 10th. This is always a great time to see other families from the center and have a great breakfast.

Cannot wait for another month of fun!

~ ANGE & KENDRA



Bunnies



WOW! January has flown by! We started out our month with a week on reviewing rules and routines and getting back in the swing of things after our holiday break. We then moved into our unit on Balls. This unit was a lot of fun. We did experiments to see which balls bounced, rolled, and floated. We learned the word sphere and learned how to spell BALL. We are finishing out our month with a week on Space. We will talk about the planets, stars, and astronauts.



Please keep an eye out in your child's mailbox for their winter evaluations that will need to be signed and returned.

In February, we will be doing a week on the 2018 Winter Olympics! We will answer questions like "what are the Olympics?", "where are the Olympics taking place?", "what is teamwork?", and "what are the different events in the Olympics?". We will then move into a week that talks about feelings. We will explore different feelings, role playing, and looking at facial expressions. We will also exchange Valentine's Day cards. We will then do a unit about famous Americans, where we will talk about George Washington, Abe Lincoln, and other important people in our history. Finally, we will wrap up February with the start of our 2 week unit on Dr. Seuss. That unit is always a lot of fun where we do some silly crafts and a lot of themed days! More Information to come on that!




Important Dates:

Book Fair: February 5th-8th

Pancake Breakfast: February 10th (Saturday)

Bunny Valentine Card Exchange: February 14th (Wednesday) **We will send home a list of names

MS. BRITNEY AND MS. CARLY



Kindergarten Dolphins



The children all did an awesome job of being teachers on our "Kids Are Teachers Day"! Each child was in charge of one part of the day. Some planned and carried out lessons and center activities, while others led our daily routines, like Meeting Time and News. It was a great leadership experience for the kids, and I saw confidence blossoming in every one of them.

We all had a great time celebrating our 100th Day of Kindergarten on January 25! We hunted for 100 hearts, broke a piñata with 100 things inside, and did lots of counting by 1s, 5s, and 10s. We are grateful that some parents and grandparents were able to come in to partake in our exciting festivities. We thank all who were able to come! We also created a great "100 Day Museum" in our classroom with all of the **amazing** 100 Day projects that the kids brought into school. Everyone earned an award and we had lots of DCCC and family visitors come to our museum.

We'll be celebrating Groundhog Day by learning a little bit about shadows. We're hoping the weather will cooperate with us so that we can get outside to do a few shadow experiments, but we'll settle for indoor experiments with flashlights if necessary!

Also in February we'll revisit our study about Health and Nutrition. We'll review about healthy habits and how to prevent germs from spreading. We'll also review the importance of exercise and eating nutritiously, and will learn about parts of our body and about dental health, as well.

We'll be celebrating Valentine's Day on February 14. The children may all bring Valentine cards for their peers and we'll do a few Valentine-themed activities that day. We ask that you don't include candy with the cards, please.

We're planning two weeks of fun and rhyme at the end of February/ early March with "On the Loose With Dr. Seuss and Mother Goose"! We'll play around with rhyming words and alliteration, and will do our share of writing rhymes and stories. A few special days are planned during those weeks. We'll dress like a favorite nursery rhyme character, practice reciting nursery rhymes, and present our rhymes to some of the younger classes on "Nursery Rhyme Day" (Feb. 23). We'll be doing everything in a wacky way on "Wacky Wednesday" (Feb. 28). "Dr. Seuss Day" will be on March 2, Dr. Seuss's actual birthday. That day we'll all come to school dressed like our favorite Dr. Seuss character and will enjoy a Seussy lunch of green eggs and ham and butter-side-up bread.

~ Ms. Katie & Ms. Sarah



DCCC information on: Weather related closings, delays and early dismissals

Dear Families,

As we anticipate entering the winter season soon, I want remind you of the following guidelines that pertain to weather related closings, delays and early dismissals.

Closing/delay due to bad weather:

DCCC will be closed when the college is closed due to bad weather (snow/ice). We will continue to notify families via the e-mail distribution list and through the following media outlet:

TV Station: WHTM Channel 27 (ABC)

In order to provide the utmost safety to the children within the Center, DCCC also reserves the right to decide to close even if the college would remain open.

If the College decides to delay, DCCC too will delay.

On a one hour delay DCCC will open at 8:15 (11:00 arrival policy remains in effect)*

On a two hour delay DCCC will open at 9:15 (11:00 arrival policy remains in effect)

If DCCC would decide to open at 10:00 a.m. (rare case) – the 11:00 arrival policy will be extended to 11:30 a.m. to help accommodate the number of children at drop-off.

Once again, if possible we will notify families via the e-mail distribution list and a local TV station.

Early Dismissal:

When the college decides to close early due to worsening weather conditions, DCCC will close as well. However, we will add an hour to our closing time in relation to the college time to allow parents within the community enough time to make arrangements to pick up their child safely. (For example, if the college decides to close at 3:00 p.m., the Center will close at 4:00.)

This message will go out via e-mail distribution list, local TV stations and, when necessary the classroom teachers will call their individual families.

Please keep in mind that the college does not decide to close very frequently. However, when they do, it is necessary that we now follow their same schedule in order to provide the utmost safety to the DCCC staff as well. **We will be certain to make sure that the Children's Center is specifically stated in order to avoid confusion.**

Thank you for your cooperation and understanding in this matter,

Gina VanKirk, Director

* **11:00 Arrival Policy:** In order to staff appropriately for the day, as well as for the teachers to plan accordingly for their instruction and morning activities, children will not be admitted to the Center after 11:00 AM unless the office was given prior notice due to a medical/dental appointment.



Winter Safety Tips for Children



The dangers of winter coats and car seats How to keep your child warm and safe

As the coldest part of winter approaches, parents bring out their child's bulky winter coats to keep children warm during vehicle travel. However, thick winter coats can reduce the safety of the child's car seat. All coats and clothing will compress in a crash, but thicker winter coats can compress enough to create significant slack in the harness. The car seat harness keeps the child secure in the car seat and must be snug on the child's body to provide the best protection in a crash.

Here are some steps you can use to determine if the child's coat is too bulky and not safe to use under the harness while traveling in the car:



- Put the coat on the child and secure the child in the car seat. Fasten and adjust the harness to snugly fit the child. A snug harness does not allow the webbing to be folded between your thumb and forefinger when pinched at the shoulder.



- Without loosening the harness, unbuckle and remove the child from the car seat.
- Remove the coat and place the child back in the car seat. Buckle the harness straps. If you can pinch the webbing between your thumb and forefinger, the coat is too bulky to be worn under the harness.

Keep Children Warm and Safe

When a child's winter coat can not be safely worn under the harness in the car seat, here are some tips to keep the child safe and warm during travel.

- Infants: dress child in warm clothing and buckle in the car seat. Place a blanket over the child to keep them warm.
- For older children, secure the child in the car seat, turn their coat around and put it on backward with their arms through the sleeves and the back of the coat acting like a blanket.
- If possible, warm up the car before children are secured in the vehicle.
- Select a winter coat that is warm but is not bulky and allows the harness to correctly fit the child.

Note: A common misuse for car seats is a loose harness. Wearing a bulky winter coat under the harness is just one of the causes for a loose harness. Extra slack in the harness can be very dangerous; it can lead to too much forward movement or even ejection during a crash.

Tips for installing a car seat properly. If a car seat is not installed correctly, your child's safety could be in danger. Because every car seat and vehicle is different, it's important to follow all instructions carefully. Here are key items to keep in mind when installing a car seat.

Installing the Car Seat:

- ◆ **Read the car seat instruction manual and the portion of your vehicle's owner's manual on car seat installation.** Every car seat needs to be installed using either the lower anchors of the LATCH system or the seat belt to secure the car seat in place. If you choose to use a seat belt to install the car seat, the vehicle owner's manual provides information on how to lock the seat belt.
- ◆ Place the car seat in the back seat of your vehicle and follow the car seat manufacturer's installation directions.
- ◆ Secure the car seat tightly in the vehicle. It should not move side-to-side or front-to-back more than 1 inch when pulled at the belt path.
- ◆ Install the rear-facing car seat at the correct recline angle. Most car seats have built in angle indicators or adjusters to help you determine the correct angle.
- ◆ Install the forward-facing car seat and secure the top tether strap to the tether anchor and tighten. Use the top tether when installing the car seat with the LATCH lower anchors or the seat belt. This step is very important as it limits forward head movement in a crash.



Fitting Your Child Correctly in the Car Seat:

- ◆ Properly position the harness on your child.
 - ◆ Rear-facing: The harness straps should lie flat and be threaded through the slot that is at or below your child's shoulders.
 - ◆ Forward-facing: The harness straps should lie flat and be threaded through the reinforced slot that is at or above your child's shoulders.
- ◆ Buckle the harness and close the chest clip. Tighten the harness until it is snug on the child.
 - ◆ The harness is snug when the webbing cannot be pinched at the shoulder.
- ◆ Make sure the chest clip is at armpit level.